

Thank you for purchasing

BIBLE STORY MINI-LESSON

MOSES AND THE BURNING BUSH

This resource is Biblically sound and created with great care to share God's word with young learners. It includes

- A Mini-Lesson Plan to follow
- Full size (color and B/W) for teachers as you highlight the story with your class.
- Mini Books for you to print for your students.

Instructions

- Print the teacher book on cardstock and laminate for durability. (If using the B/W option, take some time to color it.)
- Print, cut and staple the student books on regular paper.
- I strongly recommend that you open up your Bible while you share this book with your students, so they understand that the whole story comes from the Bible.
- Later, your students can color these mini books and take them home to share with their family. Encourage the parents of your students to read these together and allow their child to share what they learned that week.

Happy Teaching!

~Becky

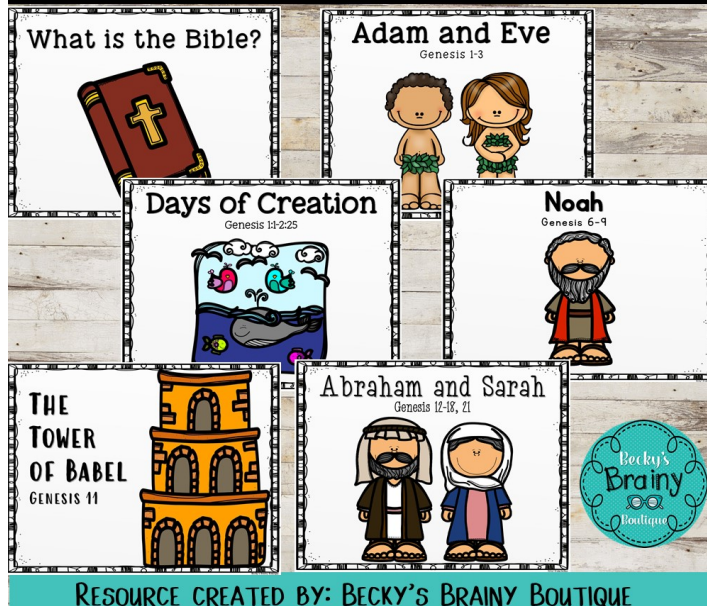


WANT MORE PRODUCTS LIKE THIS?



If you like this Mini Lesson and want more like it,
save some money and grab a **BUNDLE**!

Bible Story Mini Lesson GROWING BUNDLE



For Young Learners



Bible Story Mini Lesson GROWING BUNDLE



For Young Learners

Check out all my biblical resources **HERE**.

TABLE OF CONTENTS



PAGE 1	TEACHER INSTRUCTIONS
PAGE 2	BUNDLE & BIBLICAL RESOURCES LINKS
PAGE 3	TABLE OF CONTENTS
PAGE 4	LESSON PLAN
PAGES 5-9	TEACHER BOOK, COLOR
PAGES 10-14	TEACHER BOOK, BLACK & WHITE
PAGE 15	STUDENT MINI-BOOK
PAGE 16	ADDITIONAL PRODUCTS
PAGE 17	CREDITS & TERMS OF USE

Mini Lesson Plan

MOSES AND THE BURNING BUSH

OBJECTIVE

Students will learn the story of Moses and his encounter with the burning bush, from the Bible, Exodus 3, and be able to answer discussion questions from the lesson.

MATERIALS

- Bible
- Printed Teacher Book
- Printed copies of the mini book for students (prepare these ahead of time by cutting the page into 4 pages and stapling the book together)
- Crayons/Pencils

TEACHING TIME (5 minutes)

Ask students to join you as you open your Bible to Exodus 3. Explain to students that the story you are going to share with them comes right from God's Word.

Show students the cover page of the Teacher Book. Ask them to tell you what they see on that picture. Tell the students to listen as you read the story.

Read the pages and show students the pictures as you go.

ACTIVITY (5 minutes)

Send students to their seats and distribute copies of their mini book. Direct students to write their name and color the pictures. When students are finished, move on to the discussion questions.

DISCUSSION (5 minutes)

1. Where was Moses raised? (Moses was raised in Egypt.)
2. How old was Moses when he ran away from Egypt? (Moses was 40 years old when he ran away from Egypt.)
3. Why did Moses run away? (Moses ran away because he saw an Israelite slave being beaten by an Egyptian. He got angry and killed the Egyptian. Then, he was afraid that Pharaoh would kill him, so he ran to hide from him.)
4. Where did Moses settle and start a family? (Moses settled in Midian.)
5. What was the strange thing that Moses saw outside? (Moses saw a bush on fire, but it wasn't burning up.)
6. What happened when Moses got closer to the bush? (The bush was calling his name!)
7. Who was really speaking to Moses through the bush? (God was speaking to Moses.)
8. What did God want Moses to do? (God wanted Moses to go to Egypt and rescue the Israelites.)
9. Did Moses want to go to Egypt? Why or why not? (Moses did not want to go back to Egypt because he was scared.)
10. What did Moses do and why? (Moses obeyed God because God promised that he would be with him and that he didn't need to be afraid.)


Total Time for Lesson. 15 minutes

Moses & The Burning Bush

Exodus 3



Moses was raised as a prince in the land of Egypt. He was taught all the learnings of the Egyptians. When he was 40 years old, he saw an Egyptian beating an Israelite slave. Moses was angry and killed the Egyptian. Moses was scared that Pharaoh would kill him, so he ran far away.



Moses finally stopped running when he came to a hot, dry place called Midian. He got married and had children and became a shepherd. One day, he was outside caring for the sheep and he saw something very odd. There was a bush on fire, but it wasn't burning up!



Moses moved to get a closer look at the strange burning bush. Then, something even stranger happened...it starting speaking! "Moses! Moses!" God was speaking to Moses through the burning bush!

Moses answered, "Here I am!"



God said that he had a very important job for Moses to do. He said to go rescue the Israelites from the land of Egypt. Moses was afraid and did not want to go back to Egypt! God promised Moses that he would be with him and not to be afraid. So, Moses obeyed God and went to Egypt.




Moses & The Burning Bush

Exodus 3



Moses was raised as a prince in the land of Egypt. He was taught all the learnings of the Egyptians. When he was 40 years old, he saw an Egyptian beating an Israelite slave. Moses was angry and killed the Egyptian. Moses was scared that Pharaoh would kill him, so he ran far away.



Moses finally stopped running when he came to a hot, dry place called Midian. He got married and had children and became a shepherd. One day, he was outside caring for the sheep and he saw something very odd. There was a bush on fire, but it wasn't burning up!



Moses moved to get a closer look at the strange burning bush. Then, something even stranger happened...it starting speaking! "Moses! Moses!" God was speaking to Moses through the burning bush!

Moses answered, "Here I am!"




God said that he had a very important job for Moses to do. He said to go rescue the Israelites from the land of Egypt. Moses was afraid and did not want to go back to Egypt! God promised Moses that he would be with him and not to be afraid. So, Moses obeyed God and went to Egypt.



Moses & The Burning Bush

Name _____

Moses was raised as a prince in the land of Egypt. He was taught all the learnings of the Egyptians. When he was 40 years old, he saw an Egyptian beating an Israelite slave. Moses was angry and killed the Egyptian. Moses was scared that Pharaoh would kill him, so he ran far away.



Moses moved to get a closer look at the strange burning bush. Then, something even stranger happened...it started speaking! "Moses! Moses!" God was speaking to Moses through the burning bush!

Moses answered, "Here I am!"



Moses finally stopped running when he came to a hot, dry place called Midian. He got married and had children and became a shepherd. One day, he was outside caring for the sheep and he saw something very odd. There was a bush on fire, but it wasn't burning up!



God said that he had a very important job for Moses to do. He said to go rescue the Israelites from the land of Egypt. Moses was afraid and did not want to go back to Egypt! God promised Moses that he would be with him and not to be afraid. So, Moses obeyed God and went to Egypt.



CHECK THESE OUT!



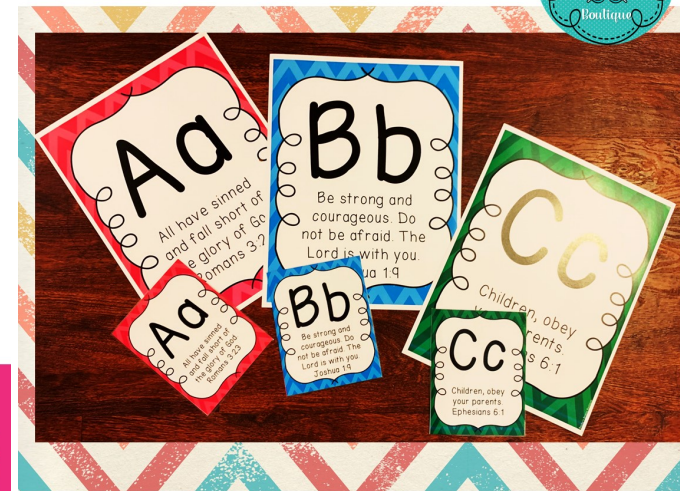
I HAVE, WHO HAS GAME GROWING BUNDLE



RESOURCE CREATED BY: BECKY'S BRAINY BOUTIQUE




BIBLE VERSE POSTERS & MINI CARDS




RESOURCE CREATED BY: BECKY'S BRAINY BOUTIQUE

175 Journal Prompts



Resource created by: Becky's Brainy Boutique

Find all my
resources [HERE](#).



Thank you for shopping at: BECKY'S BRAINY BOUTIQUE



Dear Teachers,


I hope this purchase enhances your classroom!

Please take a moment and leave feedback on this purchase (and earn yourself some TPT credits).

Thank you!
Becky



FOLLOW BECKY'S BRAINY BOUTIQUE
ON SOCIAL MEDIA:



TERMS OF USE: THIS ITEM IS FOR PERSONAL USE IN YOUR CLASSROOM. PLEASE DO NOT DISTRIBUTE. IF YOU HAVE A FRIEND WHO WOULD ENJOY THIS PRODUCT, PLEASE DIRECT THEM TO MY STORE. THE INFORMATION, ACTIVITIES, AND IMAGES INCLUDED ARE COPYRIGHTED. YOU MAY NOT REUSE OR SELL ANY PORTION OF THIS ITEM. YOU ARE WELCOME TO POST ABOUT IT ON YOUR BLOG AND/OR OTHER SOCIAL MEDIA SITES, AS LONG AS YOU LINK BACK TO MY TPT STORE AND USE MY BUTTON. FEEL FREE TO E-MAIL WITH ANY QUESTIONS/COMMENTS TO BECKYSBRAINYBOUTIQUE@GMAIL.COM.

CLIP ART, FONTS
AND BORDERS
FROM:

